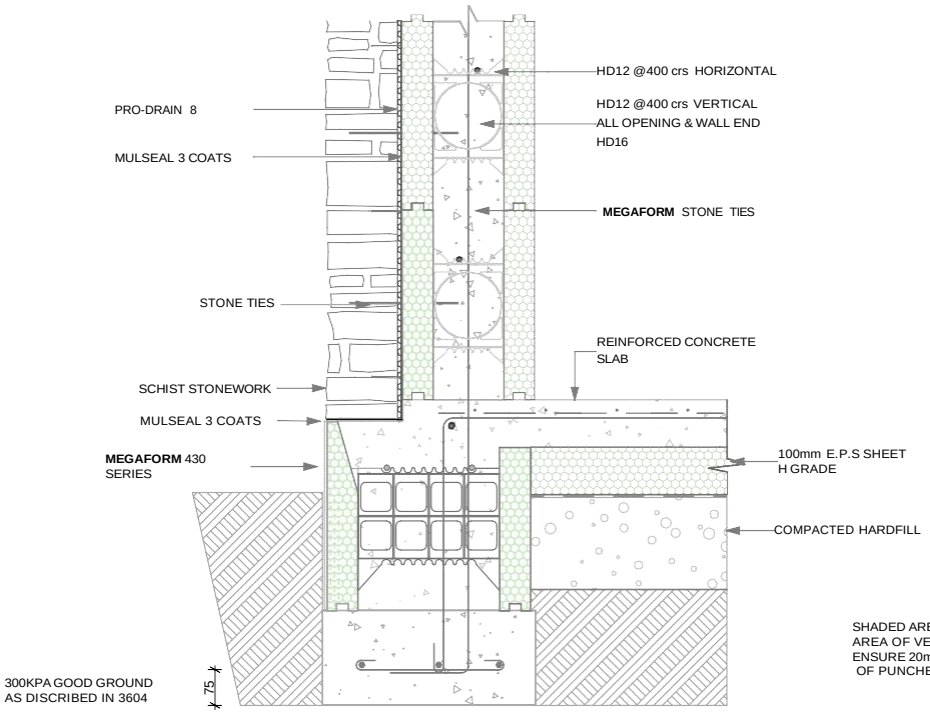

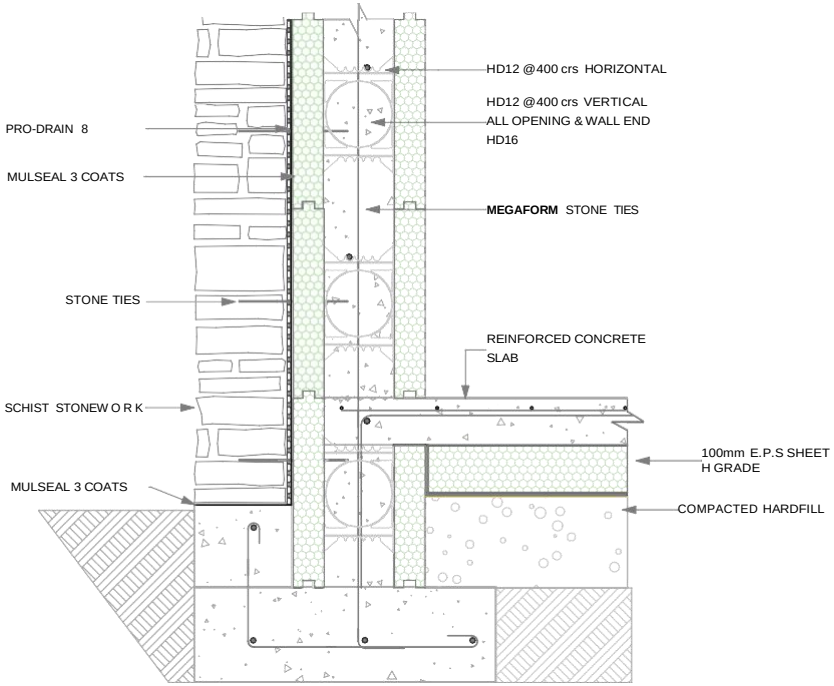

NOTE:
ALL REINFORCEMENT SHOWN IS INDICATIVE ONLY. ADDITIONAL REINFORCEMENT MAY BE NEEDED TO MEET SPECIFIC REQUIREMENTS (E.G. STRENGTH, STABILITY, DURABILITY, APPEARANCE, ETC.) RELEVANT TO THE ELEMENT BEING DESIGNED, AND TO ENSURE THAT THE DESIGN IS FIT FOR PURPOSE. FINAL DESIGN TO BE OVERSEEN BY AN APPROPRIATELY QUALIFIED STRUCTURAL ENGINEER.

SHADED AREA DENOTES EXPOSED
AREA OF VENEER TIE.
ENSURE 20mm MIN GAP EACH SIDE
OF PUNCHED HOLES

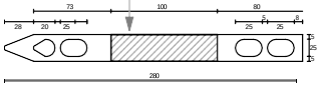

VENEER TIE PLAN

FOR MASNORY WORK
NOTES:

280X25mm HOT DIP GALV (0.0155 THICK TO SPECIFICATION G2502275 OR JIS3302 SGCC-SGCC-CQ) WITH PUNCHED HOLES AS SHOWN EMBEDDED A MINIMIUN OF 100mm INTO MEGAFORM EPS FORMED CONCRETE WALL AND EMBEDED A MINIMUM OF 80mm INTO THE MORTER OR CONCRETE VENEER. TIE SPACINGS AS PERN.Z.S.4230 THIS IS A TYPICAL DESIGN DETAIL THAT MUST BE CHECKED, MODIFIED AND APPROVED BY A REGISTERD ENGINEER BEFORE BEING USED.

MegaForm™ Building Systems

MEGAFORM 280 SERIES WALL WITH SHIST STONEWORK CLADDING ON 430 OR 280 SERIES FOUNDATION

MEGAFORM NZ LTD™
WWW.MEGAFORMICF.CO.NZ
info@megaformicf.co.nz
Version 11 March 2023